

RIGC Lighting Survey has collected 670 responses

Question 1 has 664 answers (Radio Buttons)

“Question 1: Do you support the current Inspiration Guidelines, described above, as written?”

Yes (please skip to question 5)



No



Question 2 has 443 answers (Radio Buttons)

“Question 2: If you answered “No” to Question 1, would you expand or reduce the number of days and/or times that a resident can display seasonal lighting?”


Expand number of days and/or times



Keep number of days and times the same



Reduce number of days and/or times - please explain how you would reduce the days or times




Question 3 has 395 answers (Radio Buttons)

“Question 3: If you chose to expand the number of days in Question 2, how much would you expand the days that seasonal lighting can be displayed to:”


No limit (i.e., year-round)



October 15 - January 15

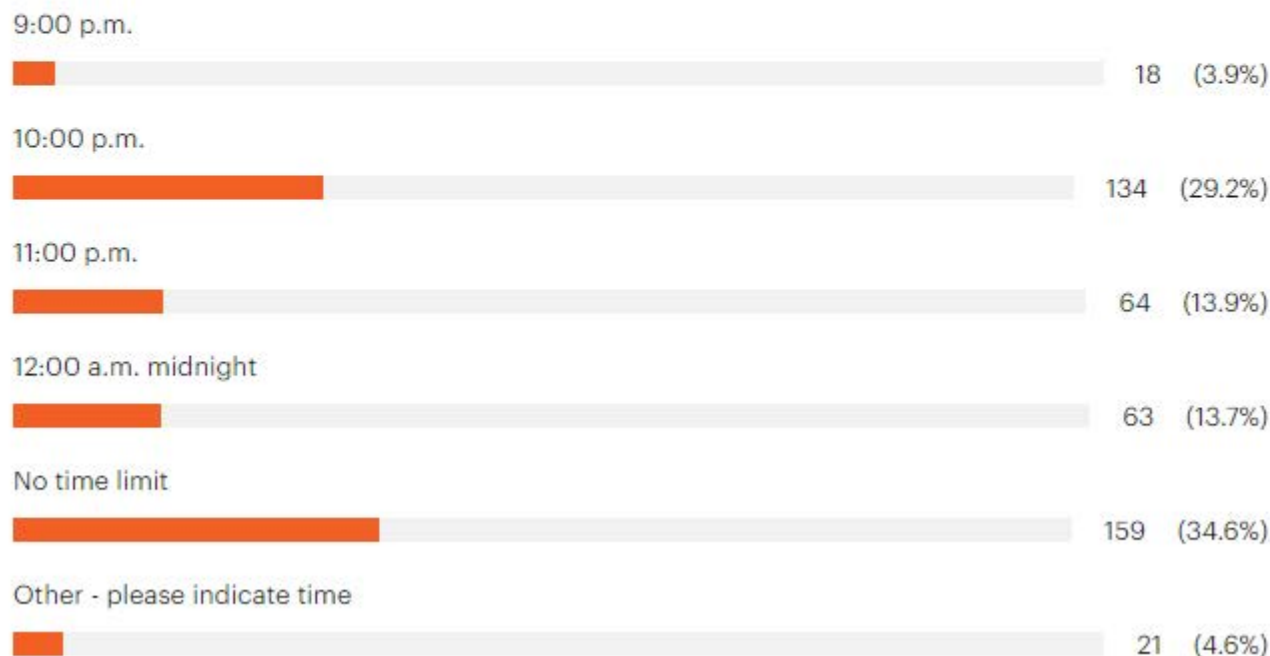


Other - Provide Date(s)



Question 4 has 459 answers (Radio Buttons)

“Question 4: In your opinion, at what time should non-builder installed exterior lighting (other than seasonal lighting) be turned off at night?”




Question 5 has 661 answers (Radio Buttons)

“Question 5: Which part of the Inspiration community do you live in?”


All ages or Vistas



Hilltop 55+



Unsure or decline to answer




Question 6 has 298 answers (Open Text)

Question 7 has 470 answers (Checkboxes)

“Optional Question - Additional Feedback: Besides the already allocated seasonal time frame of Nov 15 - Jan 15, which additional days/times of the year would you like to have exterior lighting (to include multiple colors and movement) available? (Select up to 5)”


Martin Luther King, Jr. Day

 65 (9.7%)


President's Day/Washington's Birthday

 79 (11.8%)


Memorial Day

 197 (29.4%)


Juneteenth

 63 (9.4%)

Independence Day

 353 (52.7%)

Labor Day

 124 (18.5%)


Columbus Day / Indigenous People's Day

 60 (9.0%)

Veteran's Day

 156 (23.3%)


Religious Holiday (describe in "Other" below)

 89 (13.3%)


Halloween

 409 (61.0%)

Asian American and Pacific Islander Heritage Month

 62 (9.3%)

Black History Month

 66 (9.9%)


National Hispanic Heritage Month

 60 (9.0%)

Pride Month

 89 (13.3%)

Home Team, Playoff, and Championship Games (College & Professional)

 221 (33.0%)

Other federal holiday, religious occasion, special occasion, sports event, or affinity group

 149 (22.2%)