

INSPIRATION 400's + 500's

AMERICAN LEGEND HOMES

STELLA

18AUG20

INSPIRATION 400s + 500s: AMERICAN LEGEND HOMES

STELLA

18AUG20

	SCHEME 1	SCHEME 2	SCHEME 3	SCHEME 4	SCHEME 5
ROOF	GAF WEATHERED WOOD	GAF WEATHERED WOOD	GAF WEATHERED WOOD	GAF WEATHERED WOOD	GAF WEATHERED WOOD
METAL ROOF	PREMIUM PANELS, INC DARK BRONZE SRI: 27	PREMIUM PANELS, INC DARK BRONZE SRI: 27	PREMIUM PANELS, INC DARK BRONZE SRI: 27	PREMIUM PANELS, INC DARK BRONZE SRI: 27	PREMIUM PANELS, INC DARK BRONZE SRI: 27
BODY 2 + GARAGE	SHERWIN WILLIAMS SW 7642 PAVESTONE	SHERWIN WILLIAMS SW 7058 MAGNETIC GRAY	SHERWIN WILLIAMS SW 7674 PEPPERCORN	SHERWIN WILLIAMS SW 7505 MANOR HOUSE	SHERWIN WILLIAMS SW 7017 DORIAN GRAY
TRIM	SHERWIN WILLIAMS SW 7019 GAUNTLET GRAY	SHERWIN WILLIAMS SW 6252 ICE CUBE	SHERWIN WILLIAMS SW 7668 MARCH WIND	SHERWIN WILLIAMS SW 7636 ORIGAMI WHITE	SHERWIN WILLIAMS SW 7015 REPOSE GRAY
BODY 1	SHERWIN WILLIAMS SW 7029 AGREEABLE GRAY	SHERWIN WILLIAMS SW 9164 ILLUSIVE GREEN	SHERWIN WILLIAMS SW 7074 SOFTWARE	SHERWIN WILLIAMS SW 7633 TAUPE TONE	SHERWIN WILLIAMS SW 7019 GAUNTLET GRAY
ACCENT	SHERWIN WILLIAMS SW 7675 SEALSKIN	SHERWIN WILLIAMS SW 7625 MOUNT ETNA	SHERWIN WILLIAMS SW 6991 BLACK MAGIC	SHERWIN WILLIAMS SW 6988 BOHEMIAN BLACK	SHERWIN WILLIAMS SW 2838 POLISHED MAHOGANY
STONE (at 'A' ELEVATIONS)	ENVIRONMENTAL STONE FIELDSTONE KERN COUNTY	ENVIRONMENTAL STONE FIELDSTONE LINDENWOOD	ENVIRONMENTAL STONE FIELDSTONE SLATE	ENVIRONMENTAL STONE FIELDSTONE KERN COUNTY	ENVIRONMENTAL STONE FIELDSTONE SLATE
STONE (at 'B' ELEVATIONS)	ENVIRONMENTAL STONE STRIPSTONE MESA VERDE	ENVIRONMENTAL STONE STRIPSTONE GREY DRIFT	ENVIRONMENTAL STONE STRIPSTONE GREY DRIFT	ENVIRONMENTAL STONE STRIPSTONE GREY DRIFT	ENVIRONMENTAL STONE STRIPSTONE KODIAK
STONE (at 'C' ELEVATIONS)	ENVIRONMENTAL STONE PROSTACK LITE GREY DRIFT	ENVIRONMENTAL STONE PROSTACK LITE IRON SMOKE	ENVIRONMENTAL STONE PROSTACK LITE GREY DRIFT	ENVIRONMENTAL STONE PROSTACK LITE TEXAS WHITE	ENVIRONMENTAL STONE PROSTACK LITE TEXAS WHITE

INSPIRATION 400s + 500s: AMERICAN LEGEND HOMES

STELLA

18AUG20

	SCHEME 6	SCHEME 7	SCHEME 8	SCHEME 9
ROOF	GAF WEATHERED WOOD	GAF WEATHERED WOOD	GAF WEATHERED WOOD	GAF WEATHERED WOOD
METAL ROOF	PREMIUM PANELS, INC DARK BRONZE SRI: 27	PREMIUM PANELS, INC DARK BRONZE SRI: 27	PREMIUM PANELS, INC DARK BRONZE SRI: 27	PREMIUM PANELS, INC DARK BRONZE SRI: 27
BODY 2 + GARAGE	SHERWIN WILLIAMS SW 6040 LESS BROWN	SHERWIN WILLIAMS SW 6253 OLYMPUS WHITE	SHERWIN WILLIAMS SW 2836 QUARTERSAWN OAK	SHERWIN WILLIAMS SW 7504 KEYSTONE GRAY
TRIM	SHERWIN WILLIAMS SW 7642 PAVESTONE	SHERWIN WILLIAMS SW 7006 EXTRA WHITE	SHERWIN WILLIAMS SW 7047 PORPOISE	SHERWIN WILLIAMS SW 7047 PORPOISE
BODY 1	SHERWIN WILLIAMS SW 7060 ATTITUDE GRAY	SHERWIN WILLIAMS SW 6251 OUTERSPACE	SHERWIN WILLIAMS SW 7053 ADAPTIVE SHADE	SHERWIN WILLIAMS SW 7525 TREE BRANCH
ACCENT	SHERWIN WILLIAMS SW 6006 BLACK BEAN	SHERWIN WILLIAMS SW 2838 POLISHED MAHOGANY	SHERWIN WILLIAMS SW 9175 DEEP FOREST BROWN	SHERWIN WILLIAMS SW 7675 SEALSKIN
STONE (at 'A' ELEVATIONS)	ENVIRONMENTAL STONE FIELDSTONE SLATE	ENVIRONMENTAL STONE FIELDSTONE LINDENWOOD	ENVIRONMENTAL STONE FIELDSTONE LINDENWOOD	ENVIRONMENTAL STONE FIELDSTONE LINDENWOOD
STONE (at 'B' ELEVATIONS)	ENVIRONMENTAL STONE STRIPSTONE KODIAK	ENVIRONMENTAL STONE STRIPSTONE GREY DRIFT	ENVIRONMENTAL STONE STRIPSTONE MESA VERDE	ENVIRONMENTAL STONE STRIPSTONE MESA VERDE
STONE (at 'C' ELEVATIONS)	ENVIRONMENTAL STONE PROSTACK LITE IRON SMOKE	ENVIRONMENTAL STONE PROSTACK LITE GREY DRIFT	ENVIRONMENTAL STONE PROSTACK LITE GREY DRIFT	ENVIRONMENTAL STONE PROSTACK LITE TEXAS WHITE

INSPIRATION 400s + 500s: AMERICAN LEGEND HOMES

STELLA

18AUG20

SCHEME 1

ROOF

GAF
WEATHERED WOOD



BODY 2 + GARAGE

SHERWIN WILLIAMS
SW 7642: PAVESTONE




TRIM

SHERWIN WILLIAMS
SW 7019: GAUNTLET GRAY




BODY 1

SHERWIN WILLIAMS
SW 7029: AGREEABLE GRAY



ACCENT

SHERWIN WILLIAMS
SW 7675: SEALSKIN



METAL ROOF
PREMIUM PANELS, INC
DARK BRONZE
SRI: 27

INSPIRATION 400s + 500s: AMERICAN LEGEND HOMES

STELLA

18AUG20

SCHEME 1

STONE AT "A" ELEVATION

ENVIRONMENTAL STONE
FIELDSTONE
KERN COUNTY



STONE AT "B" ELEVATION

ENVIRONMENTAL STONE
STRIPSTONE
MESA VERDE



STONE AT "C" ELEVATION

ENVIRONMENTAL STONE
PROSTACK LITE
GREY DRIFT



INSPIRATION 400s + 500s: AMERICAN LEGEND HOMES

STELLA

18AUG20

SCHEME 2

ROOF
GAF
WEATHERED WOOD




METAL ROOF
PREMIUM PANELS, INC
DARK BRONZE
SRI: 27

BODY 2 + GARAGE
SHERWIN WILLIAMS
SW 7058: MAGNETIC GRAY




TRIM
SHERWIN WILLIAMS
SW 6252: ICE CUBE



BODY 1
SHERWIN WILLIAMS
SW 9164: ILLUSIVE GREEN



ACCENT
SHERWIN WILLIAMS
SW 7625: MOUNT ETNA



INSPIRATION 400s + 500s: AMERICAN LEGEND HOMES

STELLA

18AUG20

SCHEME 2

STONE AT "A" ELEVATION

ENVIRONMENTAL STONE
FIELDSTONE
LINDENWOOD



STONE AT "B" ELEVATION

ENVIRONMENTAL STONE
STRIPSTONE
GREY DRIFT



STONE AT "C" ELEVATION

ENVIRONMENTAL STONE
PROSTACK LITE
IRON SMOKE



INSPIRATION 400s + 500s: AMERICAN LEGEND HOMES

STELLA

18AUG20

SCHEME 3

ROOF
GAF
WEATHERED WOOD



BODY 2 + GARAGE
SHERWIN WILLIAMS
SW 7674: PEPPERCORN




TRIM
SHERWIN WILLIAMS
SW 7668: MARCH WIND



BODY 1
SHERWIN WILLIAMS
SW 7074: SOFTWARE



ACCENT
SHERWIN WILLIAMS
SW 6991: BLACK MAGIC



METAL ROOF
PREMIUM PANELS, INC
DARK BRONZE
SRI: 27

INSPIRATION 400s + 500s: AMERICAN LEGEND HOMES

STELLA

18AUG20

SCHEME 3

STONE AT "A" ELEVATION

ENVIRONMENTAL STONE
FIELDSTONE
SLATE



STONE AT "B" ELEVATION

ENVIRONMENTAL STONE
STRIPSTONE
GREY DRIFT



STONE AT "C" ELEVATION

ENVIRONMENTAL STONE
PROSTACK LITE
GREY DRIFT



INSPIRATION 400s + 500s: AMERICAN LEGEND HOMES

STELLA

18AUG20

SCHEME 4

ROOF
GAF
WEATHERED WOOD




METAL ROOF
PREMIUM PANELS, INC
DARK BRONZE
SRI: 27

BODY 2 + GARAGE
SHERWIN WILLIAMS
SW 7505: MANOR HOUSE



TRIM
SHERWIN WILLIAMS
SW 7636: ORIGAMI WHITE



BODY 1
SHERWIN WILLIAMS
SW 7633: TAUPE TONE



ACCENT
SHERWIN WILLIAMS
SW 6988: BOHEMIAN BLACK



INSPIRATION 400s + 500s: AMERICAN LEGEND HOMES

STELLA

18AUG20

SCHEME 4

STONE AT "A" ELEVATION

ENVIRONMENTAL STONE
FIELDSTONE
KERN COUNTY



STONE AT "B" ELEVATION

ENVIRONMENTAL STONE
STRIPSTONE
GREY DRIFT



STONE AT "C" ELEVATION

ENVIRONMENTAL STONE
PROSTACK LITE
TEXAS WHITE



INSPIRATION 400s + 500s: AMERICAN LEGEND HOMES

STELLA

18AUG20

SCHEME 5

ROOF

GAF
WEATHERED WOOD



METAL ROOF
PREMIUM PANELS, INC
DARK BRONZE
SRI: 27

BODY 2 + GARAGE

SHERWIN WILLIAMS
SW 7017: DORIAN GRAY



TRIM

SHERWIN WILLIAMS
SW 7015: REPOSE GRAY



BODY 1

SHERWIN WILLIAMS
SW 7019: GAUNTLET GRAY



ACCENT

SHERWIN WILLIAMS
SW 2838: POLISHED MAHOGANY



INSPIRATION 400s + 500s: AMERICAN LEGEND HOMES

STELLA

18AUG20

SCHEME 5

STONE AT "A" ELEVATION

ENVIRONMENTAL STONE
FIELDSTONE
SLATE



STONE AT "B" ELEVATION

ENVIRONMENTAL STONE
STRIPSTONE
KODIAK



STONE AT "C" ELEVATION

ENVIRONMENTAL STONE
PROSTACK LITE
TEXAS WHITE



INSPIRATION 400s + 500s: AMERICAN LEGEND HOMES

STELLA

18AUG20

SCHEME 6

ROOF
GAF
WEATHERED WOOD



BODY 2 + GARAGE
SHERWIN WILLIAMS
SW 6040: LESS BROWN



TRIM
SHERWIN WILLIAMS
SW 7642: PAVESTONE



BODY 1
SHERWIN WILLIAMS
SW 7060: ATTITUDE GRAY



ACCENT
SHERWIN WILLIAMS
SW 6006: BLACK BEAN



METAL ROOF
PREMIUM PANELS, INC
DARK BRONZE
SRI: 27

INSPIRATION 400s + 500s: AMERICAN LEGEND HOMES

STELLA

18AUG20

SCHEME 6

STONE AT "A" ELEVATION

ENVIRONMENTAL STONE
FIELDSTONE
SLATE



STONE AT "B" ELEVATION

ENVIRONMENTAL STONE
STRIPSTONE
KODIAK



STONE AT "C" ELEVATION

ENVIRONMENTAL STONE
PROSTACK LITE
IRON SMOKE



INSPIRATION 400s + 500s: AMERICAN LEGEND HOMES

STELLA

18AUG20

SCHEME 7

ROOF


GAF
WEATHERED WOOD



METAL ROOF
PREMIUM PANELS, INC
DARK BRONZE
SRI: 27


BODY 2 + GARAGE

SHERWIN WILLIAMS
SW 6253: OLYMPUS WHITE



TRIM

SHERWIN WILLIAMS
SW 7006: EXTRA WHITE



BODY 1

SHERWIN WILLIAMS
SW 6251: OUTERSPACE



ACCENT

SHERWIN WILLIAMS
SW 2838: POLISHED MAHOGANY



INSPIRATION 400s + 500s: AMERICAN LEGEND HOMES

STELLA

18AUG20

SCHEME 7

STONE AT "A" ELEVATION

ENVIRONMENTAL STONE
FIELDSTONE
LINDENWOOD



STONE AT "B" ELEVATION

ENVIRONMENTAL STONE
STRIPSTONE
GREY DRIFT



STONE AT "C" ELEVATION

ENVIRONMENTAL STONE
PROSTACK LITE
GREY DRIFT



INSPIRATION 400s + 500s: AMERICAN LEGEND HOMES

STELLA

18AUG20

SCHEME 8

ROOF
GAF
WEATHERED WOOD



BODY 2 + GARAGE
SHERWIN WILLIAMS
SW 2836: QUARTERSAWN OAK



TRIM
SHERWIN WILLIAMS
SW 7047: PORPOISE



BODY 1
SHERWIN WILLIAMS
SW 7053: ADAPTIVE SHADE



ACCENT
SHERWIN WILLIAMS
SW 9175: DEEP FOREST BROWN



METAL ROOF
PREMIUM PANELS, INC
DARK BRONZE
SRI: 27

INSPIRATION 400s + 500s: AMERICAN LEGEND HOMES

STELLA

18AUG20

SCHEME 8

STONE AT "A" ELEVATION

ENVIRONMENTAL STONE
FIELDSTONE
LINDENWOOD



STONE AT "B" ELEVATION

ENVIRONMENTAL STONE
STRIPSTONE
MESA VERDE



STONE AT "C" ELEVATION

ENVIRONMENTAL STONE
PROSTACK LITE
GREY DRIFT



INSPIRATION 400s + 500s: AMERICAN LEGEND HOMES

STELLA

18AUG20

SCHEME 9

ROOF
GAF
WEATHERED WOOD



BODY 2 + GARAGE
SHERWIN WILLIAMS
SW 7504: KEYSTONE GRAY



TRIM
SHERWIN WILLIAMS
SW 7047: PORPOISE



BODY 1
SHERWIN WILLIAMS
SW 7525: TREE BRANCH



ACCENT
SHERWIN WILLIAMS
SW 7675: SEALSKIN



METAL ROOF
PREMIUM PANELS, INC
DARK BRONZE
SRI: 27

INSPIRATION 400s + 500s: AMERICAN LEGEND HOMES

STELLA

18AUG20

SCHEME 9

STONE AT "A" ELEVATION

ENVIRONMENTAL STONE
FIELDSTONE
LINDENWOOD



STONE AT "B" ELEVATION

ENVIRONMENTAL STONE
STRIPSTONE
MESA VERDE



STONE AT "C" ELEVATION

ENVIRONMENTAL STONE
PROSTACK LITE
TEXAS WHITE

